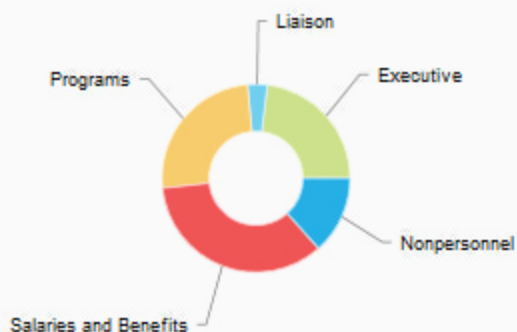




## Operating Expense by Category

03/30/2015 11:02



## Statement of Financial Position

03/30/2015 10:59



	07/01/2014 Through 02/28/2015 Current Year Balance	Year Ending 06/30/2014 Prior Year	07/01/2014 Through 02/28/2015 Difference
<b>Assets</b>			
<b>Current Assets</b>			
Cash and Cash Equivalents			
1110 - Wells Fargo Checking-1725	123,681.26	172,848.80	(49,167.54)
1120 - Wells Fargo Money Market-7412	352,751.80	424,644.30	(71,892.50)
1135 - Bill.com Clearing	(1,080.00)	0.00	(1,080.00)
<b>Total Cash and Cash Equivalents</b>	<b>475,353.06</b>	<b>597,493.10</b>	<b>(122,140.04)</b>
Accounts Receivable, Net			
Accounts Receivable			
1140 - Accounts Receivable	55,322.70	457,974.35	(402,651.65)
<b>Total Accounts Receivable</b>	<b>55,322.70</b>	<b>457,974.35</b>	<b>(402,651.65)</b>
<b>Total Accounts Receivable, Net</b>	<b>55,322.70</b>	<b>457,974.35</b>	<b>(402,651.65)</b>
Other Current Assets			
Other Current Assets			
1145 - Unbilled Receivables	0.00	49,810.04	(49,810.04)
1150 - Prepaid Expenses	5,064.75	34,682.76	(29,618.01)
1151 - Prepaid Expenses-Curriculum Institute	4,640.20	0.00	4,640.20
1152 - Security Deposits	5,064.75	7,518.00	(2,453.25)
1155 - Due from FASCCC	3,222.11	11,440.00	(8,217.89)
<b>Total Other Current Assets</b>	<b>17,991.81</b>	<b>103,450.80</b>	<b>(85,458.99)</b>
<b>Total Other Current Assets</b>	<b>17,991.81</b>	<b>103,450.80</b>	<b>(85,458.99)</b>
<b>Total Current Assets</b>	<b>548,667.57</b>	<b>1,158,918.25</b>	<b>(610,250.68)</b>
<b>Long-term Assets</b>			
Property & Equipment			
1310 - Furniture & Equipment	7,825.51	7,825.51	0.00
1320 - Accumulated Depreciation	(5,130.68)	(5,130.68)	0.00
<b>Total Property &amp; Equipment</b>	<b>2,694.83</b>	<b>2,694.83</b>	<b>0.00</b>
<b>Total Long-term Assets</b>	<b>2,694.83</b>	<b>2,694.83</b>	<b>0.00</b>
<b>Total Assets</b>	<b>551,362.40</b>	<b>1,161,613.08</b>	<b>(610,250.68)</b>
<b>Liabilities and net assets</b>			
<b>Liabilities</b>			
Short-term Liabilities			
Accounts Payable			
1560 - Accounts Payable	73,968.34	189,356.62	(115,388.28)
<b>Total Accounts Payable</b>	<b>73,968.34</b>	<b>189,356.62</b>	<b>(115,388.28)</b>
Accrued Liabilities			
1510 - Deferred Rent	15,116.89	4,276.96	10,839.93
1515 - Accrued Expenses Payable	591.63	12,946.38	(12,354.75)
1521 - Benefits Payable	36,365.90	46,172.95	(9,807.05)
1525 - Employee Taxes Withheld	2,838.22	0.00	2,838.22
1535 - PERS - Retirement Withheld	1,317.06	35.70	1,281.36
1555 - Due to FASCCC	17,353.80	12,465.00	4,888.80
<b>Total Accrued Liabilities</b>	<b>73,583.50</b>	<b>75,896.99</b>	<b>(2,313.49)</b>
Accrued Taxes			
1520 - Employer Payroll Taxes Payable	(2,838.22)	0.00	(2,838.22)
<b>Total Accrued Taxes</b>	<b>(2,838.22)</b>	<b>0.00</b>	<b>(2,838.22)</b>
Deferred Revenue			
1505 - Deferred Revenue	47,950.63	197,063.63	(149,113.00)
1506 - Deferred Revenue-Curriculum Institute	7,920.00	0.00	7,920.00
<b>Total Deferred Revenue</b>	<b>55,870.63</b>	<b>197,063.63</b>	<b>(141,193.00)</b>
<b>Total Short-term Liabilities</b>	<b>200,584.25</b>	<b>462,317.24</b>	<b>(261,732.99)</b>
<b>Total Liabilities</b>	<b>200,584.25</b>	<b>462,317.24</b>	<b>(261,732.99)</b>
<b>Net Assets</b>	<b>350,778.15</b>	<b>699,295.84</b>	<b>(348,517.69)</b>
<b>Total Liabilities and net assets</b>	<b>551,362.40</b>	<b>1,161,613.08</b>	<b>(610,250.68)</b>